


# LOOK OUT FOR ANYTHING SUSPICIOUS

If you see anything **A**bnormal, **I**rregular, **S**trange or **U**nusual, call the Police immediately and provide information.

## ARTICLES

- Unattended
- Emitting unusual odour
- Wires sticking out



## HUMAN BEHAVIOUR

- Loitering suspiciously
- Asking strange questions
- Unusual photography/videography of security facilities (e.g. CCTV cameras)
- Wearing oversized or bulky clothing

## VEHICLES

- Heading towards a crowd and not slowing down
- Circling around an area repeatedly
- Overly laden
- Suspicious items inside vehicle



Download the SGSecure App

Be an SGSecure Responder today!  
To find out more, visit [www.sgsecure.gov.sg](http://www.sgsecure.gov.sg)



iOS



Android



# IN THE EVENT OF A TERRORIST ATTACK

## RUN

### RUN AWAY FROM DANGER

Consider the safest route and move quickly and quietly to stay out of view of the attackers. Do not surrender or attempt to negotiate. Insist others leave with you. Leave your belongings behind.



## HIDE

### IF YOU CAN'T ESCAPE, HIDE

Hide and stay out of sight. Place heavy objects such as tables behind doors to prevent access by attackers. Move away from doors. Be very quiet and switch your phone to silent mode.



## TELL

### INFORM THE POLICE

When it is safe to do so, call the Police at 999. SMS 71999 if it is not safe to talk. Provide details on your location and the attackers. Use the SGSecure app to provide more information, photos and videos to the Police.



Download the SGSecure App



iOS



Android

Be an SGSecure Responder today!  
To find out more, visit [www.sgsecure.gov.sg](http://www.sgsecure.gov.sg)



# IN THE EVENT OF A TERRORIST ATTACK



## PRESS

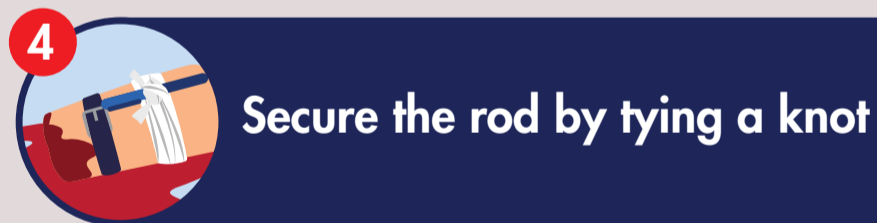
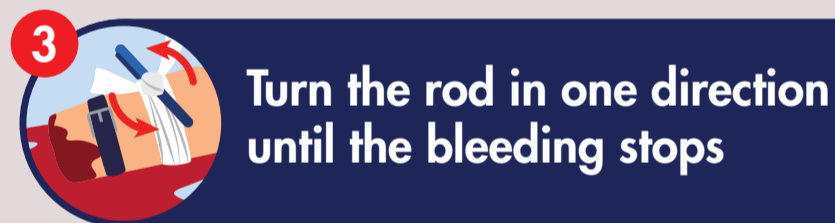
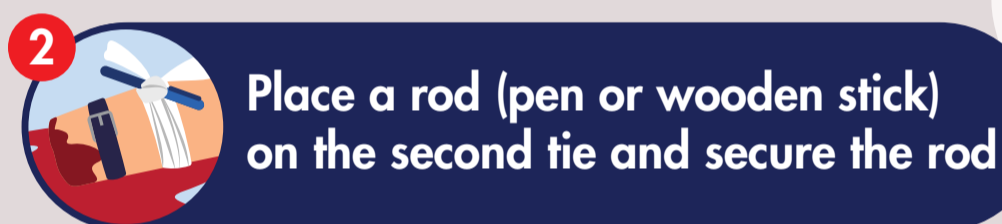
Press directly on the wound to stop the bleeding using items such as a handkerchief or cloth. (If bleeding does not stop, proceed to tie).

## TIE

Tie at least 5cm above the wound using items such as a neck tie, belt or sling of a bag to stop any excessive bleeding. This is only applicable for limbs. (If bleeding still does not stop, apply the windlass technique).



## WINDLASS TECHNIQUE ADDITIONAL STEPS IF BLEEDING PERSISTS



## TELL

Tell SCDF Emergency Responders about the injury and the time when you tied the wound.

Be an SGSecure Responder today!  
To find out more, visit [www.sgsecure.gov.sg](http://www.sgsecure.gov.sg)

Download the SGSecure App



iOS



Android



# AFTER AN ATTACK



## KEEP CALM STAY INFORMED

Find out the latest information and advisories from official sources, such as the Police website or Facebook page, government press releases and the SGSecure app.

## DO NOT SPREAD RUMOURS DO NOT SPECULATE

Do not post or share unverified videos or photos that can lead to panic and fear.



## CARE FOR OTHERS HELP OTHERS RETURN TO DAILY ROUTINES

Encourage your family and friends to bounce back and return to their daily routines as soon as possible.



Download the SGSecure App



iOS



Android

Be an SGSecure Responder today!  
To find out more, visit [www.sgsecure.gov.sg](http://www.sgsecure.gov.sg)

